



JUAB COUNTY CLERK/AUDITOR

Tanielle Callaway

435-623-3410

taniellec@juabcounty.gov

www.juabcounty.gov

2023 Municipal General Election Post-Canvass Report, Juab County


Prepared by Tanielle Callaway, Juab County Clerk
as of December 4, 2023

As required by State code, the following documents outline the Post-Canvass Report of the 2023 General Election:

1. Lt. Governor's Office Canvass Template – Outlines ballots counted/not counted and status.
2. Statement of Votes Cast - Results by Precinct.
3. Election Affidavit – Clerk affirmation of security and accuracy.
4. Election Results Summary – provides an outline of the ballots counted and the names of all candidates appearing on the ballot.
5. Audit Certification Report – Completed on November 29, 2023

We, the Board of Canvassers, declare the 2023 Primary Election certified:

 12/4/2023
Board Member (date)

 12-4-2023
Board Member (date)

 12-4-23
Board Member (date)

 12-4-23
Election Officer (date)

Levan #1

Statistics	TOTAL
Registered Voters - Total	514
Ballots Cast - Total	342
Ballots Cast - Blank	1
Voter Turnout - Total	66.54%

Levan Town Council - 4 yr
Vote For 2

	TOTAL
ALAN M KENDALL	148
NATHAN JAMES WASHER	142
RACHEL GOATES	162
CHRISTOPHER J CHIPPING	179
Contest Totals	684

Levan Town Council - 2 yr
Vote For 1

	TOTAL
ERICA JAN WANKIER	167
BRE AAGARD	172
Contest Totals	342

Mona #1

Statistics	TOTAL
Registered Voters - Total	634
Ballots Cast - Total	308
Ballots Cast - Blank	0
Voter Turnout - Total	48.58%

Mona City Council
Vote For 3

	TOTAL
KRIS KAY	202
FRANK RIDING	164
RUSSELL A FORSYTH	37
JANA CRAWFORD	87
KEVIN L SQUIRE	164
AMY STANLEY	204
Contest Totals	924

Mona #2

Statistics	TOTAL
Registered Voters - Total	446
Ballots Cast - Total	179
Ballots Cast - Blank	0
Voter Turnout - Total	40.13%

Mona City Council
Vote For 3

	TOTAL
KRIS KAY	107
FRANK RIDING	82
RUSSELL A FORSYTH	46
JANA CRAWFORD	75
KEVIN L SQUIRE	85
AMY STANLEY	114
Contest Totals	537

Nephi #3

Statistics	TOTAL
Registered Voters - Total	468
Ballots Cast - Total	190
Ballots Cast - Blank	0
Voter Turnout - Total	40.60%

Nephi City Council
Vote For 3

	TOTAL
J.D. PARADY	70
BART STANLEY MILLER	51
LARRY OSTLER	70
TRAVIS L WORWOOD	110
SHARI COWAN	94
JOHN BRADLEY	109
Contest Totals	570

Nephi #4

Statistics	TOTAL
Registered Voters - Total	846
Ballots Cast - Total	386
Ballots Cast - Blank	0
Voter Turnout - Total	45.63%

Nephi City Council Vote For 3

	TOTAL
J.D. PARADY	190
BART STANLEY MILLER	143
LARRY OSTLER	183
TRAVIS L WORWOOD	211
SHARI COWAN	187
JOHN BRADLEY	131
Contest Totals	1,158

Nephi #5

Statistics	TOTAL
Registered Voters - Total	901
Ballots Cast - Total	432
Ballots Cast - Blank	2
Voter Turnout - Total	47.95%

Nephi City Council Vote For 3

	TOTAL
J.D. PARADY	216
BART STANLEY MILLER	135
LARRY OSTLER	223
TRAVIS L WORWOOD	226
SHARI COWAN	243
JOHN BRADLEY	111
Contest Totals	1,296

Nephi #6

Statistics	TOTAL
Registered Voters - Total	650
Ballots Cast - Total	240
Ballots Cast - Blank	0
Voter Turnout - Total	36.92%

Nephi City Council
Vote For 3

	TOTAL
J.D. PARADY	125
BART STANLEY MILLER	83
LARRY OSTLER	78
TRAVIS L WORWOOD	147
SHARI COWAN	133
JOHN BRADLEY	80
Contest Totals	720

Nephi #7

Statistics	TOTAL
Registered Voters - Total	797
Ballots Cast - Total	383
Ballots Cast - Blank	0
Voter Turnout - Total	48.06%

Nephi City Council
Vote For 3

	TOTAL
J.D. PARADY	163
BART STANLEY MILLER	160
LARRY OSTLER	139
TRAVIS L WORWOOD	201
SHARI COWAN	155
JOHN BRADLEY	190
Contest Totals	1,149

Rocky Ridge #1

Statistics	TOTAL
Registered Voters - Total	316
Ballots Cast - Total	108
Ballots Cast - Blank	0
Voter Turnout - Total	34.18%

Rocky Ridge Town Council
Vote For 2

	TOTAL
JOANNA COVINGTON	55
WENDY ALLRED	26
SHANNON ALLRED	39
ANDREW AAGARD	83
Contest Totals	216

Callao #1

Statistics	TOTAL
Registered Voters - Total	85
Ballots Cast - Total	16
Ballots Cast - Blank	0
Voter Turnout - Total	18.82%

U. S. House District 2

Vote For 1

	TOTAL
PERRY T. MYERS	0
REP CELESTE MALOY	7
CON CASSIE EASLEY	4
UUP JANUARY WALKER	0
DEM KATHLEEN RIEBE	4
LIB BRADLEY GARTH GREEN	0
JOE BUCHMAN	0
Write-In Totals	1
Contest Totals	16

Eureka #1

Statistics	TOTAL
Registered Voters - Total	96
Ballots Cast - Total	42
Ballots Cast - Blank	0
Voter Turnout - Total	43.75%

U. S. House District 2

Vote For 1

	TOTAL
PERRY T. MYERS	3
REP CELESTE MALOY	25
CON CASSIE EASLEY	3
UUP JANUARY WALKER	0
DEM KATHLEEN RIEBE	11
LIB BRADLEY GARTH GREEN	0
JOE BUCHMAN	0
Write-In Totals	0
Contest Totals	42

Eureka #2

Statistics	TOTAL
Registered Voters - Total	118
Ballots Cast - Total	36
Ballots Cast - Blank	0
Voter Turnout - Total	30.51%

U. S. House District 2

Vote For 1

	TOTAL
PERRY T. MYERS	1
REP CELESTE MALOY	20
CON CASSIE EASLEY	0
UUP JANUARY WALKER	0
DEM KATHLEEN RIEBE	12
LIB BRADLEY GARTH GREEN	3
JOE BUCHMAN	0
Write-In Totals	0
Contest Totals	36

Eureka #3

Statistics	TOTAL
Registered Voters - Total	142
Ballots Cast - Total	50
Ballots Cast - Blank	1
Voter Turnout - Total	35.21%

U. S. House District 2

Vote For 1

	TOTAL
PERRY T. MYERS	2
REP CELESTE MALOY	28
CON CASSIE EASLEY	1
UUP JANUARY WALKER	1
DEM KATHLEEN RIEBE	14
LIB BRADLEY GARTH GREEN	1
JOE BUCHMAN	1
Write-In Totals	0
Contest Totals	50

Eureka #4

Statistics	TOTAL
Registered Voters - Total	85
Ballots Cast - Total	17
Ballots Cast - Blank	0
Voter Turnout - Total	20.00%

U. S. House District 2
Vote For 1

	TOTAL
PERRY T. MYERS	4
REP CELESTE MALOY	10
CON CASSIE EASLEY	0
UUP JANUARY WALKER	0
DEM KATHLEEN RIEBE	2
LIB BRADLEY GARTH GREEN	1
JOE BUCHMAN	0
Write-In Totals	0
Contest Totals	17

Eureka #5

Statistics	TOTAL
Registered Voters - Total	28
Ballots Cast - Total	17
Ballots Cast - Blank	0
Voter Turnout - Total	60.71%

U. S. House District 2
Vote For 1

	TOTAL
PERRY T. MYERS	0
REP CELESTE MALOY	14
CON CASSIE EASLEY	1
UUP JANUARY WALKER	0
DEM KATHLEEN RIEBE	2
LIB BRADLEY GARTH GREEN	0
JOE BUCHMAN	0
Write-In Totals	0
Contest Totals	17

Eureka #6

Statistics	TOTAL
Registered Voters - Total	
Ballots Cast - Total	
Ballots Cast - Blank	0
Voter Turnout - Total	100.00%

U. S. House District 2

Vote For 1

TOTAL

PERRY T. MYERS	
REP CELESTE MALOY	
CON CASSIE EASLEY	
UUP JANUARY WALKER	
DEM KATHLEEN RIEBE	
LIB BRADLEY GARTH GREEN	
JOE BUCHMAN	
Write-In Totals	
Contest Totals	



JUAB COUNTY CLERK/AUDITOR
Tanielle Callaway
435-623-3410
taniellec@juabcounty.gov
www.juabcounty.gov

Election Canvass Affidavit

STATE OF UTAH)

: ss

COUNTY OF JUAB)

I, Tanielle Callaway, being sworn as the Election Officer of Juab County, do hereby state the following:

The attached results from the 2023 General Election are true and correct to the best of my knowledge;

The 2023 General Election was conducted in compliance with the rules and regulations for ballot security as outlined by the Lieutenant Governor's Office;

And the Clerk's office maintains the voter registration database in accordance with federal and state laws and rules.




Tanielle Callaway
Juab County Clerk

SUBSCRIBED AND SWORN to before me by Tanielle Callaway, on this 4th day of December, 2023.



Notary Public Signature



My Commission Expires:

9/11/24

Summary Results Report
General Municipal Election
November 21, 2023

UNOFFICIAL RESULTS

Juab County, Utah

Statistics	TOTAL
Election Day Precincts Reporting	18 of 18
Precincts Complete	18 of 18
Precincts Partially Reported	0 of 18
Absentee/ Early Precincts Reporting	18 of 18
Registered Voters - Total	6,128
Ballots Cast - Total	2,748
Ballots Cast - Blank	4
Voter Turnout - Total	44.84%

U. S. House District 2

Vote For 1

	TOTAL
PERRY T. MYERS	10
REP CELESTE MALOY	104
CON CASSIE EASLEY	9
UUP JANUARY WALKER	1
DEM KATHLEEN RIEBE	47
LIB BRADLEY GARTH GREEN	5
JOE BUCHMAN	1
Write-In Totals	1
Total Votes Cast	178
Contest Totals	180

Mona City Council

Vote For 3

	TOTAL
KRIS KAY	309
FRANK RIDING	246
RUSSELL A FORSYTH	83
JANA CRAWFORD	162
KEVIN L SQUIRE	249
AMY STANLEY	318
Total Votes Cast	1,367
Contest Totals	1,461

Rocky Ridge Town Council

Vote For 2

	TOTAL
JOANNA COVINGTON	55
WENDY ALLRED	26
SHANNON ALLRED	39
ANDREW AAGARD	83
Total Votes Cast	203
Contest Totals	216

Summary Results Report
General Municipal Election
November 21, 2023

UNOFFICIAL RESULTS

Juab County, Utah

Levan Town Council - 4 yr

Vote For 2

TOTAL

ALAN M KENDALL	148
NATHAN JAMES WASHER	142
RACHEL GOATES	162
CHRISTOPHER J CHIPPING	179
Total Votes Cast	631
Contest Totals	684

Levan Town Council - 2 yr

Vote For 1

TOTAL

ERICA JAN WANKIER	167
BRE AAGARD	172
Total Votes Cast	339
Contest Totals	342

Nephi City Council

Vote For 3

TOTAL

J.D. PARADY	764
BART STANLEY MILLER	572
LARRY OSTLER	693
TRAVIS L WORWOOD	895
SHARI COWAN	812
JOHN BRADLEY	621
Total Votes Cast	4,357
Contest Totals	4,893



Canvass - Audit Certification Report

County: Juab

Election: 2023 General Municipal

Paper Ballot Audit Summary

1. Number of paper ballots processed: 2682
2. Number of ballots audited: 100
3. List the contests on the ballot that were audited:

CD2
Nephi City
Levan Town

Rocky Ridge town
Mona City

Were there any differences between the tabulation software and the votes marked on the paper ballots?

Yes No (*If YES, please attach an explanation of any inconsistencies)

DRE Machine Audit Summary (complete only if applicable)

1. Number of voting machines used in the election: _____
2. Number of polling places used for the election: _____
3. Number of voting machines audited: _____
4. Were tamper-evident seals affixed to all journal tape canisters? Yes No
(*If no, please attach copies of the journal tape logs for the applicable canisters)
5. Did all machine serial numbers match when the canisters were installed and removed? Yes No
(*If no, please attach copies of the journal tape logs for the applicable canisters)
6. Did any tape seals on the journal tape canisters show evidence of tampering? Yes No
(*If yes, please attach copies of the logs for the applicable canisters)
7. Were there any differences between the machine results and hand-counted results for any audited machine? Yes No *If yes, please attach copies of the hand count logs for the applicable canisters)

Signature Affidavit Audit Summary

Total number of signature affidavits audited: 55

Did the signature audit reveal any inconsistencies between a signature's initial verification and the audit?
 Yes No (*If YES, please attach an explanation of any inconsistencies)

Clerk Certification – to be completed before the canvass

Yes No I certify that I have reviewed the number of vote histories recorded in VISTA and they closely match the number of ballots cast in my county during this election.

Number of ballots counted: 2682

Number of vote histories: 2682

Difference: 0

Explain any differences:

Yes No I certify that I have properly maintained the voter list in accordance with state and federal laws (20A-3a-404(2)).

Yes No I complied with the requirements of the software validation rule R623-7: "before using any voting equipment, and before each election, the election officer shall verify that the firmware version on any voting equipment matches the firmware version that is certified by the EAC."

County Clerk Signature: Trinelle Cullaway Date: 11-29-2023

Juab G23 Audit Batches

Yasmin Alvarado <yalvarado@utah.gov>

Wed 11/29/2023 10:46 AM


To:Tanielle Callaway <taniellec@juabcounty.gov>

Hello,

Listed below are your county's randomly assigned batches for your ballot audit.

Batch #	Stick #	Number of ballots in batch	Number range of scanned ballots in batch	Tabulation machine serial #	Date scanned	Initials of Election worker
7	2	50	160-209	482	11/14/23	
8	1	50	210-259	488	11/14/23	

Thank you.



YASMIN ALVARADO, MPA | ELECTION COORDINATOR
OFFICE OF LIEUTENANT GOVERNOR
DEIDRE M. HENDERSON
LTGOVERNOR.UTAH.GOV | 801-538-1054